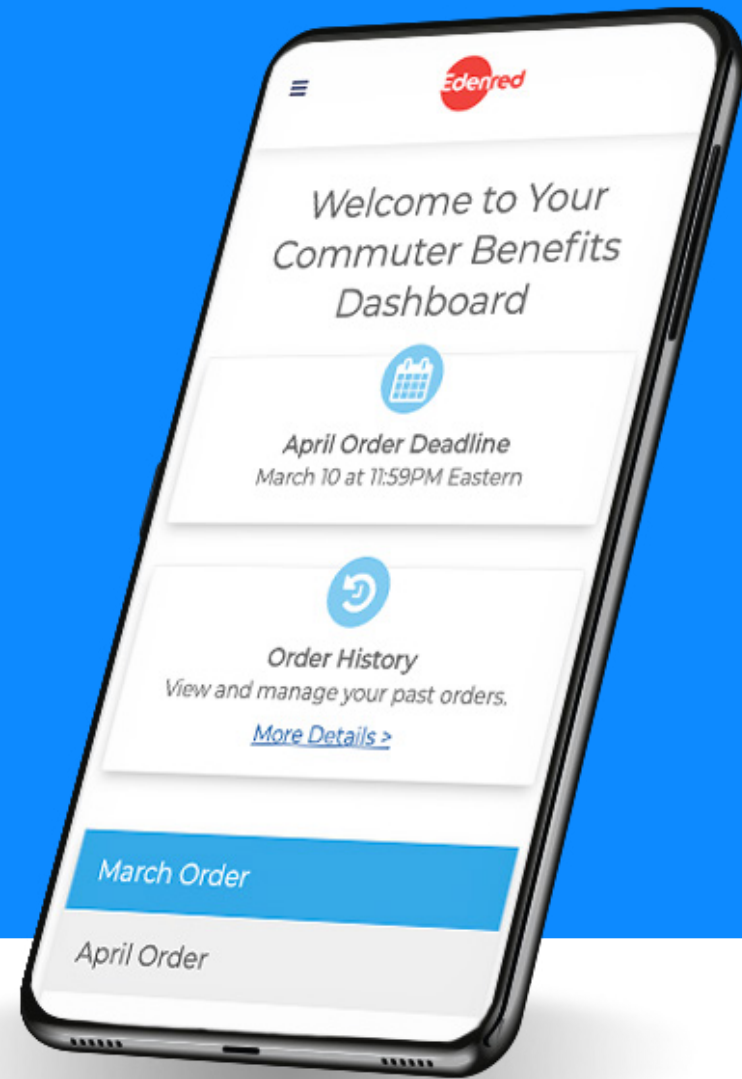


# The Edenred Benefits Mobile App

## Quick Start Guide

Manage your commuter benefits, anytime, any place.




## Step 1: Download the Edenred Benefits app

**For Apple Devices:**

<https://apps.apple.com/us/app/edenred-employee-benefits/id1523624788>

**For Android Devices:**

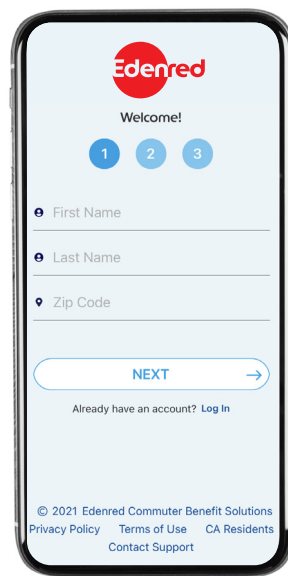
<https://play.google.com/store/apps/details?id=com.EdenredUsaBenefits>



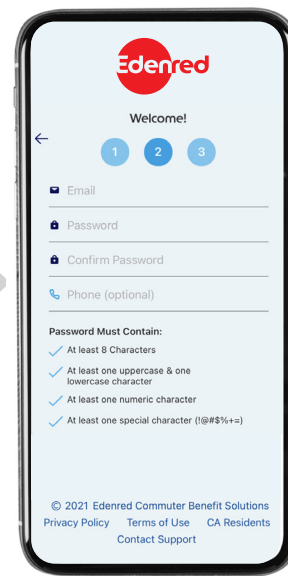
## Step 2: Sign Up (First time app users. Existing app users skip to page 3)



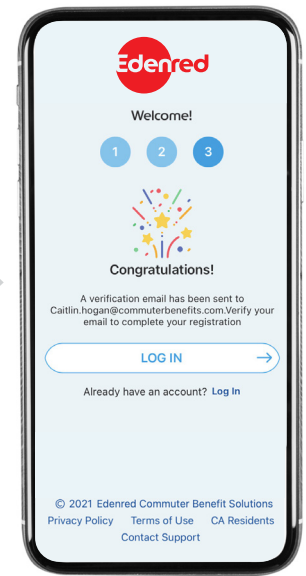
Tap 'Sign Up'.



Enter your First Name, Last Name, and Zip Code.



Create a username and password.

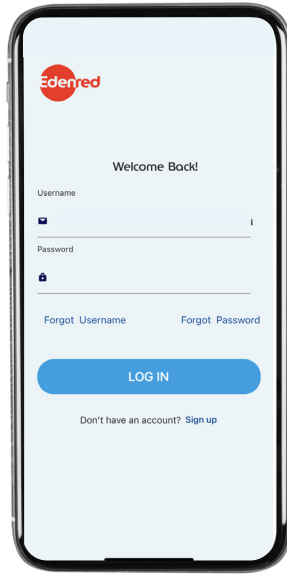


Verify your email to complete registration.

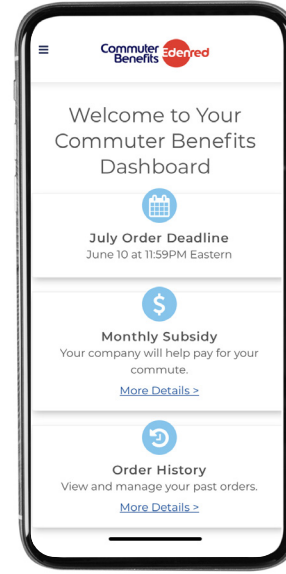
## Step 2: Sign Up (Existing app users.)



Tap 'Log in'.



Login using the same credentials you used for old app.



Enjoy the added functionality of the new app.

## Delete your old Commuter Benefits App

Don't worry, you won't lose any data by doing so.

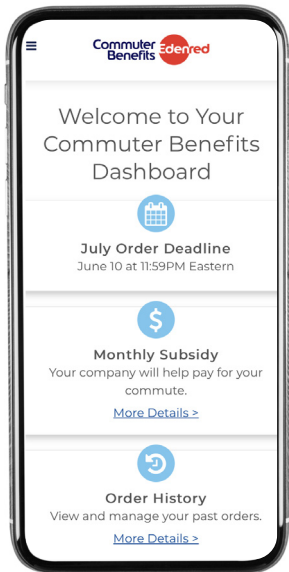


Commuter Benefits



## Step 3: You're In!

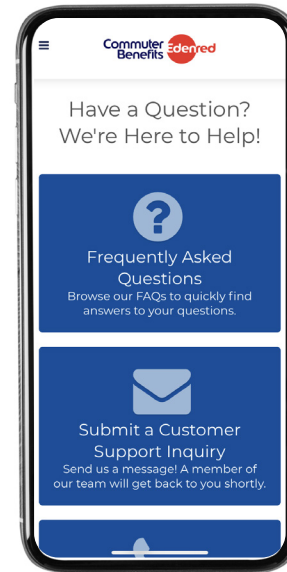
Our mobile app offers all the same great features as our website. Here's just some of what you can do:



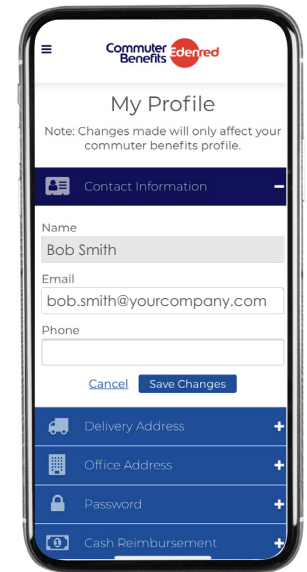
View your account at a glance from your dashboard.



Place orders for any commuting product.



View our FAQs and get support.



Update your profile, view order history and manage your account.